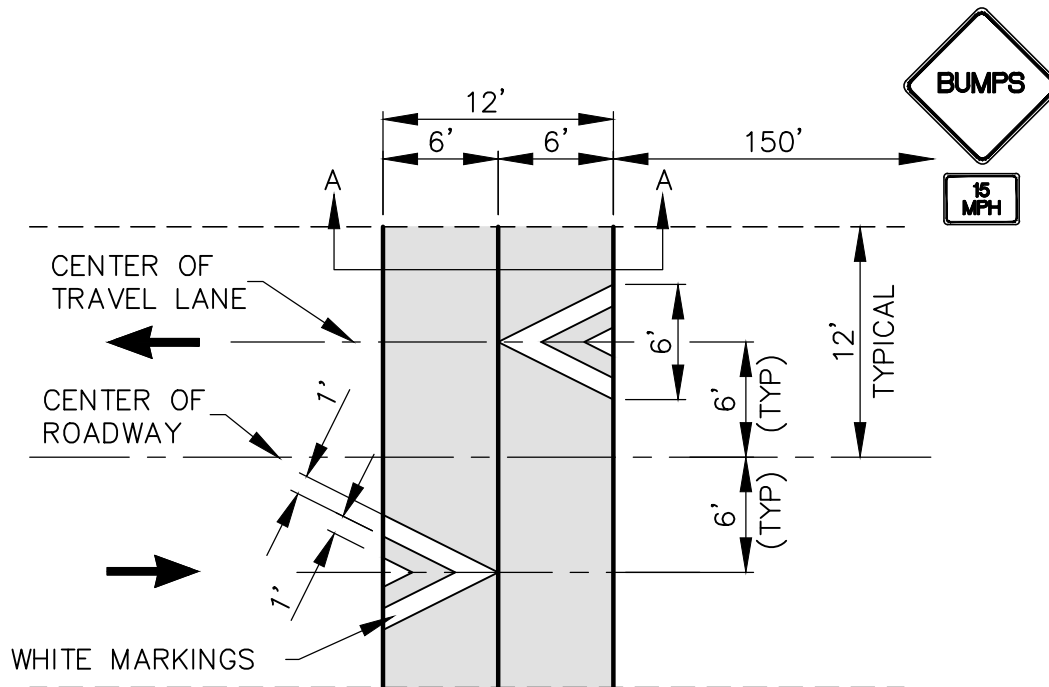


**NOTES:**

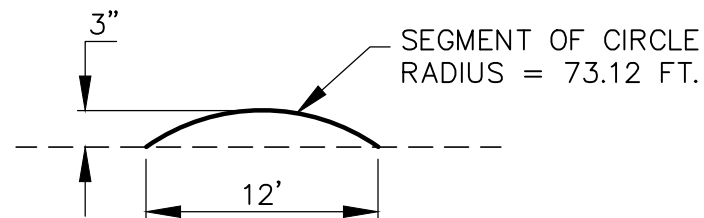
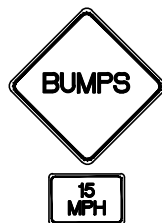
PAVEMENT MARKINGS SHALL BE PERMANENT MARKINGS (THERMOPLASTIC, STAMARK, ETC.)  
 ADVISORY SPEED LIMIT MAY BE LOWER DUE TO STREET GEOMETRICS.

THE EXACT LOCATION OF SPEED BUMP, MARKINGS AND SIGNS WILL BE DETERMINED IN THE FIELD BY THE ENGINEER. (JEFFERSON COUNTY STAFF)



W8-1 (MODIFIED)  
 30" X 30"

W13-1  
 18" X 18"



**SECTION A - A**

c:\dwg\TRAFFIC\SPEED-BMP.dwg

DATE:	11/24/10
SCALE:	1" = 10'
Drawn By:	D.A.M.
Designed By:	T.M.
FILE:	SPEED-BMP

**SPEED BUMP INSTALLATION STANDARDS**

JEFFERSON COUNTY  
 DIVISION of

TRANSPORTATION AND ENGINEERING  
 100 JEFFERSON CNTY. PKWY., SUITE 3500  
 GOLDEN, CO. 80419 (303) 271-8495