





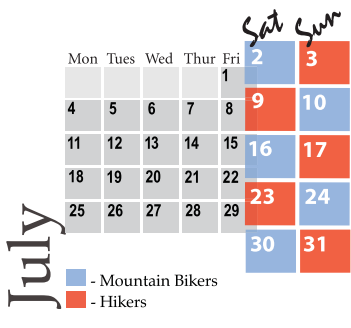

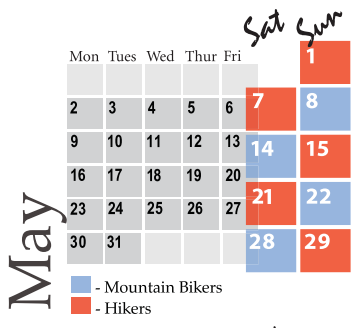



2011 Centennial Cone Park

Alternating Use Schedule

- - Mountain Bikers
(even days)
- - Hikers
(odd days)

Equestrian use is allowed every day.
On **weekdays**, trails are multi-use.
On **weekends**, trail use alternates between hikers and bikers.

Park is Closed in January



Park is Closed in December