

# 2012 Centennial Cone Park





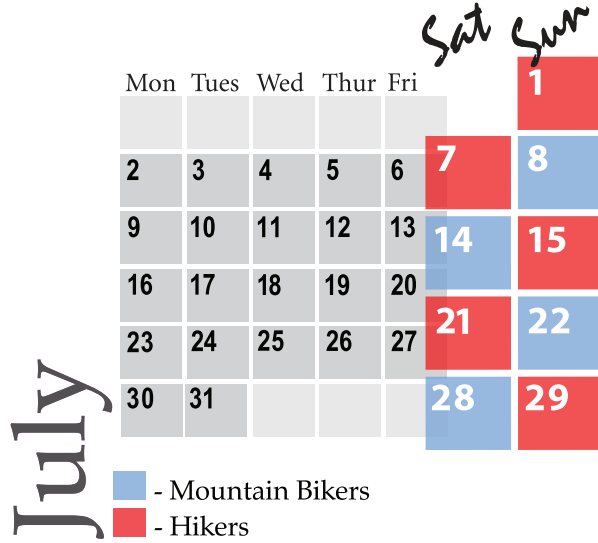


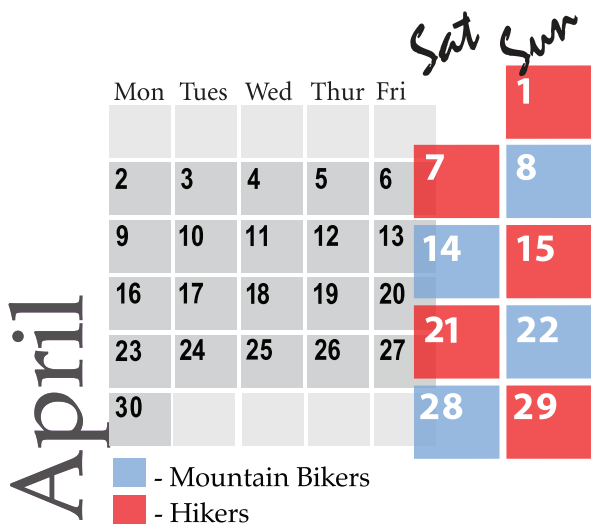


## Alternating Use Schedule

 - Mountain Bikers  
(even days)

 - Hikers  
(odd days)

Equestrian use is allowed every day.  
On **weekdays**, trails are multi-use.  
On **weekends**, trail use alternates  
between hikers and bikers.

Park is Closed in January



Park is Closed in December