

## Create a defensible space around my homesite to meet the County's Wildfire regulations?



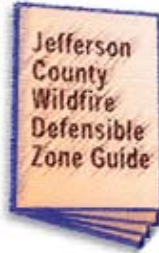
### 1. Talk with the Planning & Zoning Department

A Defensible Space Permit is required for:

- A new dwelling.
- Replacing an existing dwelling.
- An addition over 400 square feet of space.


### 2. Defensible Zone Guide and a Checklist

When obtaining the permit, the Planning & Zoning Department will provide you with an requirements guide on creating a "Wildfire Defensible Zone" and a checklist of steps to follow to complete the Defensible Space Permit.




### 3. Start permit with County

- Contact one of the Approved Defensible Space Contractors from the list provided by Planning & Zoning to schedule appointment.
- Your chosen Forester will meet with you on the subject property and mark trees.
- Remove the marked trees from the property and call the Forester for a second inspection.
- The Forester inspects the property and sends a notice to the County if work is completed.



Before



After



### 4. Completion

Planning & Zoning lifts the restriction off the Building Permit and closes the Defensible Space Permit.