


4,391 acres


# White Ranch Park

18.5 miles of trails

 Closed due to flood damage

## Legend

Parking 

Restrooms 

Camping\* 

Picnic Area 


Picnic Shelter 


Park Ranger Residence 

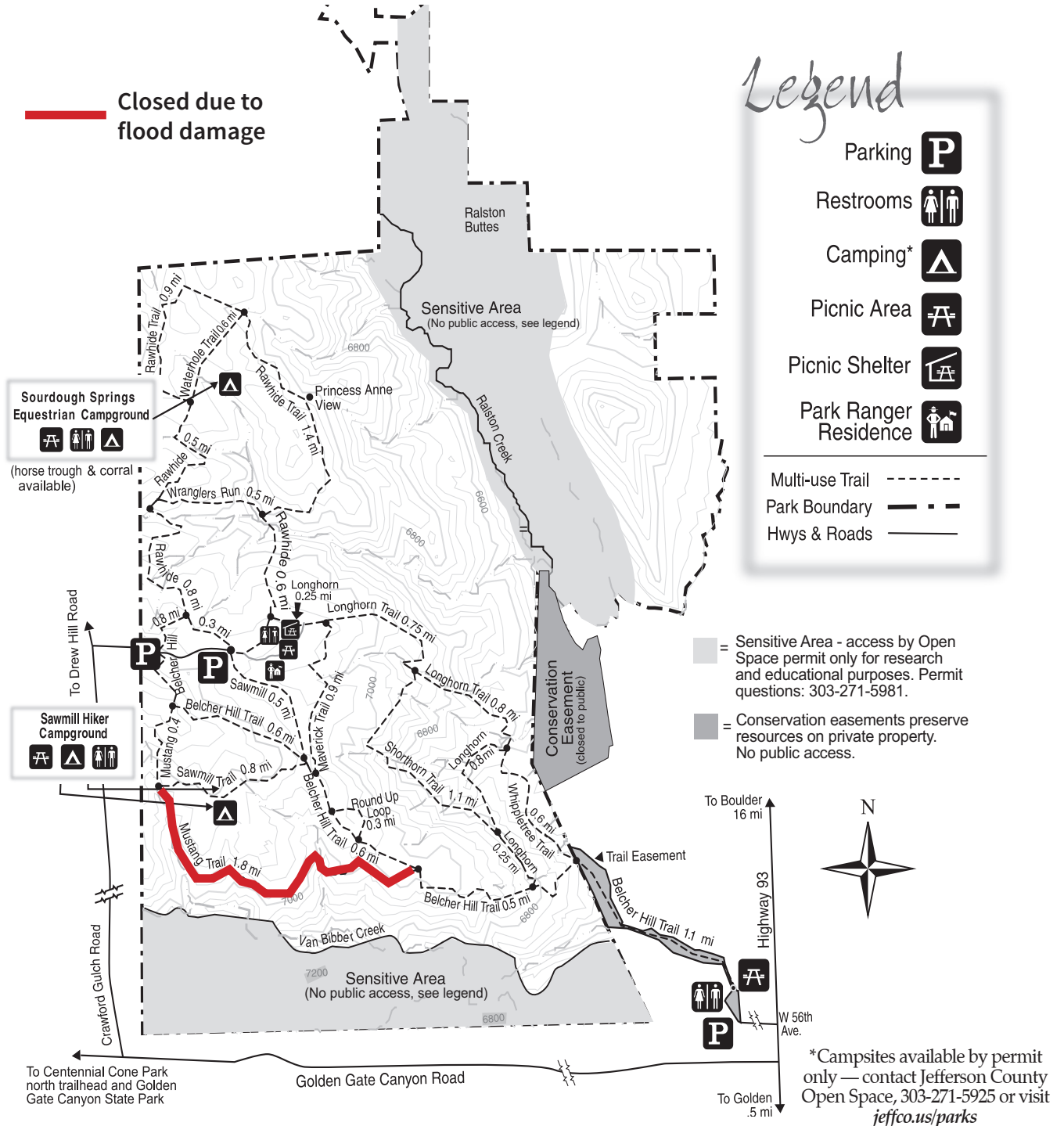
Multi-use Trail 

Park Boundary 

Hwys & Roads 

 = Sensitive Area - access by Open Space permit only for research and educational purposes. Permit questions: 303-271-5981.

 = Conservation easements preserve resources on private property. No public access.



\* Campsites available by permit only — contact Jefferson County Open Space, 303-271-5925 or visit [jeffco.us/parks](http://jeffco.us/parks)